

Evaluation of the durability of hydrophobic treatments on concrete architectural heritage

Luc Courard

University of Liège, Liège, Belgium, Luc.Courard@ulg.ac.be

Vincent Lucquiaud

University of Liège, Liège, Belgium, vincent.lucquiaud@ulg.ac.be

Olivier Gérard

University of Liège, Liège, Belgium

Myriam Handy

University Cergy-Pontoise, Neuville, France

Frédéric Michel

University of Liège, Liège, Belgium

Salima Aggoun

University Cergy-Pontoise, Neuville, France

Annelise Cousture

University Cergy-Pontoise, Neuville, France

SUMMARY: The protection of historical concrete structures is a challenge for the coming years. Hydrophobic treatment may reduce the deterioration process while providing protection against water penetration. Existing commercial products - mainly silane or siloxane in either water or solvent based formulations – were submitted to different ageing processes including UV radiation, dry-wet cycles, thermal shocks, freeze-thaw cycles, carbonation and their effectiveness has been evaluated on the basis of contact angle, vapour and chloride permeability and, capillarity water absorption. The results obtained clearly show that hydrophobic treatments display a good behaviour under the main ageing conditions.

KEY-WORDS: hydrophobic, ageing, contact angle, UV radiation, capillary absorption, vapour permeability

INTRODUCTION

Concrete is a durable building and construction material though, in many cases, it is subjected to intensive environmental attack such as carbonation, chloride migration or freeze/thaw cycles [1]. For the durability and maintenance of buildings and structures, as well as for economic reasons, it is absolutely necessary to arrest or reduce these processes at an early stage where only a limited surface layer is affected [2]. However as many of these structures and buildings in Europe are already more than 50 years old, the level of deterioration of concrete has, in many cases, become a very critical problem [3]. Therefore any concrete structures and buildings require substantial repair to restore them to a working condition [4].

Among building structures, concrete monuments, churches and houses are an important part of our cultural heritage and correspond to a period of architectural history which was promising and enthusiastic for the social development of humanity. Specific needs exist for interventions on historical constructions, such as respect of the original appearance, colour or texture and landscape integration, which include the use of low aggressive surface preparation techniques and selection of high quality aesthetic materials [5].

Hydrophobic treatment of concrete

As concrete is a porous material, it is essential to protect it against water penetration: hydrophobic treatments can provide a significant protection system. The EN 1504-2 standard defines hydrophobic impregnation as a concrete treatment for producing a water repellent surface. The inner surface of the pores is coated but the pores are not filled. No film forms on the concrete surface and appearance of the latter is slightly affected or unchanged (Fig.1). The hydrophobic treatment will reduce the absorption of water, improve chemical resistance, reducing alkali-aggregate reaction and, if applicable, reducing chloride ion penetration.



Figure 1. Hydrophobic treatment principle.

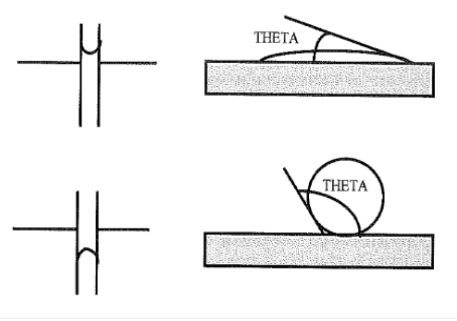


Figure 2. Interaction between water and a hydrophylic (top) or hydrophobic (bottom) concrete surface

The major objective of a hydrophobic treatment is to increase the contact angle of water (Fig. 2) and reducing surface free energy of concrete or mortar [6]. According to the equation of Young-Dupre (eq. 1),

$$(\gamma_{SV} - \gamma_{SL}) / \gamma_{LV} = \cos \theta \quad (\text{equation 1})$$

where γ_{SL} , γ_{LV} and γ_{SV} are the solid-liquid interfacial free energy and the surface free energy of liquid and solid into contact with liquid vapour, respectively, and θ the contact angle (Fig. 4): if θ is increasing, it means that $\cos \theta$ is decreasing. As γ_L is constant, it means also that γ_S is decreasing.

With increasing contact angle, less wetting of the surface will occur. Moreover, it will not penetrate the pore system of concrete if the surface of the pore has been treated: absorption forces become repulsion forces and water is “expulsed” from the surface [7].

Some products induce hydrophobic film formation that badly resists in alkaline media (even if alkalinity was necessary for the initial reaction). But the most common products belong to

the silane family. Various kinds of silanes result depending on the different alkoxy or alkyl groups linked to the silicon atom. These products do not all act in the same manner (Fig. 3), in general, the larger the size of the alkyl group, the better the water repellency of the silane. The silane molecules are very small (10 to 15 Angstroms) and can penetrate low porosity concrete. Penetrations of over 5 mm depth in concrete [10] have been achieved.

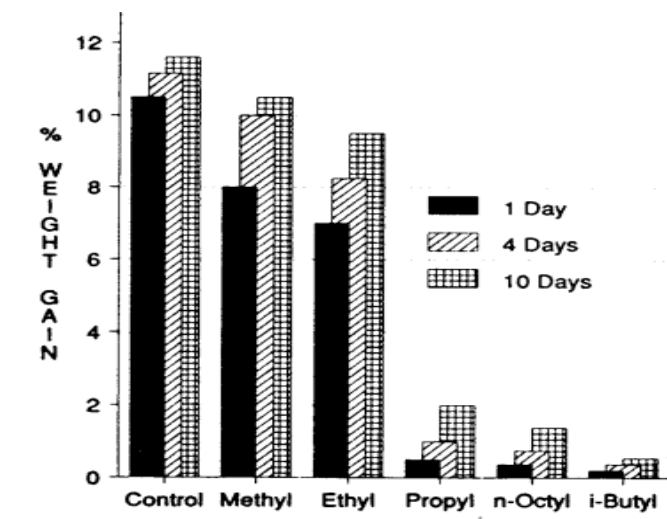


Figure 3. Influence alkyl group type on the hydrophobic efficiency of a silane [8].

Some silanes with alkoxy groups may polymerize if, during the application, they come in contact with water [9]. The water repellency of concrete treated with silanes has been found to be still effective after 35 months exposure to outdoor climate: these products have durable effect on water absorption [10].

A second group of this family is constituted by oligosiloxanes. Siloxanes react with the silica contained in the concrete to form a hydrophobic layer. Siloxane molecules are oligomers and therefore larger than the silane molecules (25 to 75 Angstroms). These products cannot penetrate as deeply into the surface and may not be appropriate for the protection of dense concretes.

In this research project, existing products, mainly based on silanes and siloxanes, were subjected to different ageing processes including UV radiation, moistening cycles, thermal shocks, freeze-thaw cycles and carbonation and efficiency has been evaluated on the base of contact angle, capillarity absorption, vapour and chloride permeability.

EXPERIMENTAL

Materials

The concrete formulation was prepared following standard "NBN EN 1766" using CEM I 52.5 and W/C ratio of 0.7. The design of low quality concrete was intended in order to simulate old concrete coming from architectural heritage. Six batches were prepared with the same mix; each one produced five slabs (40x40x8 cm). Each slab was cut into four

samples of 20x20x8 cm; 8 cm cylindrical samples were cored into slabs for permeability, capillary absorption and chloride ion diffusion tests. All samples were stored for 28 days in a humid chamber (90% RH); and then they were placed in a chamber at 23°C and 60% relative humidity for drying before applying the hydrophobic treatments. At least four samples were prepared for each product and test combination.

As the study focuses on the durability of hydrophobic treatments on existing concrete structures, only superficial water-repellents treatments were tested. The products selected correspond to those used in North Western Europe climate conditions. Duplicate sets of samples were treated with either of two products: the first, a water-based water repellent commercial product. The data sheet defines it as an alkyl alkoxy silane product, henceforth referred to as “water based”. The second product was a hydrophobic siloxane mix in an alcohol based solvent, henceforth referred to as “solvent based”. The hydrophobic treatments were brushed on to the surface of the samples, following the recommendations of the manufacturer. The studied face is the smooth “mold face”. This side is intended to represent the external wall of a building.

Methods

Permeability to water vapour

The vapour water transmission rate was evaluated according to the dish method for free films, following to the ISO 7783 standard [11]. This test uses a difference in relative humidity between the two faces of a sample. The water-vapor permeability rate is determined as a function of the amount of water vapor which passes through the specimen. For this test, cylindrical samples of 8 cm diameter and 3 cm thickness were prepared. The lateral faces were waterproofed with epoxy resin. The sample is set on a glass cup and the edges are sealed with wax in order to reduce moisture transfer to only one direction. A saturated solution of potassium nitrate KNO_3 guarantees a relative humidity of 93.2% in the cup. The device is placed in a conditioning chamber where the relative humidity is 60% at 20°C. The thickness of the equivalent air layer is evaluated (S_d). The standard proposes also a classification of samples in three classes by water-vapor transmission (Table 1).

Table 1. Classification by vapor-water transmission, liquid-water permeability and chloride ions permeability.

Class	S_d (meters)	Liquid water permeability w ($\text{kg/m}^2\text{h}^{0.5}$)	Charge Passed (Coulombs)
High (I)	<0,14	> 0,5	> 4000
Medium (II)	0,14 to 1,4	0,1 to 0,5	2000-4000
Low (III)	> 1,4	<0,1	<2000

Liquid water permeability (capillary absorption)

The measurement of the so-called liquid water absorption coefficient w was carried out following standard EN 1062-3 [12]: this test actually corresponds to capillary absorption phenomenon. Cylindrical samples with 8 cm diameter and different of heights were prepared. Only one face is treated with water-repellent, the others are waterproofed with epoxy resin. The treated face is immersed in 5 mm water and the sample is weighed after

1h, 2h, 3h, 6h and 24h. The coefficient of water-liquid permeability w is calculated from the slope of the linear part of the curve and the resulting classification is given in Table 1.

Chloride ions permeability

An accelerated chloride permeability test was performed. This test followed standard ASTM C 1202-97 [13]. The test principle is to apply a 60V current passing through the sample. The sample is in contact with both cells through the railings. One cell contains a 0.3 M NaOH solution and the second a 3% w/v NaCl solution. The positive terminal of the generator is connected to the NaOH reservoir and the negative terminal on the NaCl one. The test consists in measuring the intensity of the current generated by a constant voltage of 60V maintained for 6h. The current induces the Cl^- in the sample to move towards the positive terminal; the more chloride ions pass through the sample and the higher the current. The amperage is measured every 30 minutes for 6 hours.

Core samples of 8cm diameter and 5cm thick were used. The lateral faces of the samples were covered with epoxy resin. Before testing, the samples were immersed for one week in a solution of NaOH for saturation.

Following ASTM C 1202-97 recommendations, the electric charge passing through the sample can be determined as follows:

$$Q = 900 (I_0 + I_{30} + I_{60} + \dots + I_{300} + I_{330} + I_{360})$$

Where I_i is the amperage after i minutes. This equation is valid for sample with a section of 95 mm. A correction is needed. Q^* is the electric charge passing through a sample of 50mm (3.158 in) diameter.

$$Q^* = Q \times \left(\frac{3.158}{3.75}\right)^2$$

The standard proposes a classification of samples according to their chloride ions penetrability (Table 1).

Contact angle measurement

A water drop is placed with a computer-assisted syringe on to the sample surface. The contact angle between the hydrophobic surface and the droplet of water (Fig.2) is measured by a CDD camera linked to the computer.

Accelerated ageing

UV light exposition

To simulate the deterioration process caused by sunlight, the samples were placed in a chamber to expose the treated face with UVA lamps. The lamps are electrically equivalent to an ordinary 40-watt fluorescent lamp. It provides a simulation of sunlight in the critical short wavelength region from 365 nm down to the solar cut off of 295 nm. Its peak emission is at 340 nm. This device provides cycles of 4 hours of UV exposition followed by 4h of condensation, for a total duration of 700 hours.

Freeze/thaw cycles

The samples were exposed to 20 freeze/thaw cycles. For each cycle, the samples were immersed for two hours in salted water at -15°C then immersed in water at ambient temperature for two hours. Just one surface is exposed, while the others are sealed with epoxy resin.

Thermal shocks

Each sample is exposed to infrared lamps (245V, 250W) and a water-jet in a storm simulation tank; the face of samples offer slight inclination of about 3° (relative to the horizontal) to allow water to flow quickly. The surface temperature can reach up to 60°C . For each cycle, the samples are exposed to infrared lamps for 5h 45min and then sprayed with water at 12°C for 15 minutes. The samples are exposed to 20 freeze/thaw cycles followed by 10 thermal shocks cycles. Tests were performed on the same samples that underwent freeze/thaw cycles.

RH cycling

For this test, the six faces of the 20x20x8 cm samples were treated with one or the other hydrophobic products and four samples for each one of them were tested. The test consists in exposing the samples to four cycles of different relative humidity: each cycle lasts for two weeks, the samples are first subjected to an atmosphere of 90% RH (for 1 week) and then to 50% RH (for 1 week).

Carbonation

The resistance to the carbonation process induced by the applied hydrophobic agent was also assessed. The samples were exposed to carbonation for one month. The conditioning chamber contains a gaseous mix with a CO_2 concentration of 50% (v/v) and a 60% RH. As the space in the chamber is limited, smaller samples (20x8x8 cm) were used. The hydrophobic agent was applied on all six faces.

RESULTS

The wettability of a surface is directly related to the value of the contact angle between the water droplet and the solid. The contact angle evolution after ageing is given in Fig. 4. The contact angle for untreated concrete is below 50° . We note that, before ageing, both products meet already requirements, especially siloxane treated, which leads to high hydrophobic behaviour (145°). The obtained data show that even after subjected to artificial ageing, the products keep their hydrophobic performance. Nevertheless, in two cases, the products lose their performance reaching angles below 90° : the water based product with UV light exposure and the solvent based with the thermal shocks cycles. The UV light exposition destroys some of the Si-O-Si bonds between the hydrophobic molecules and the substrate, inducing a decrease of the hydrophobic behaviour of the surface. Repeating thermal shocks may cause irreversible structural modifications of the polymer and induce a partial depolymerisation. Moreover, the sudden drop in temperature damaged the quality of the hydrophobic treatment due to differences between the thermal expansion coefficients (untreated vs treated concrete). Considering the contact angle standard, the effectiveness of the solvent based product treatment is better than that of the water based product.

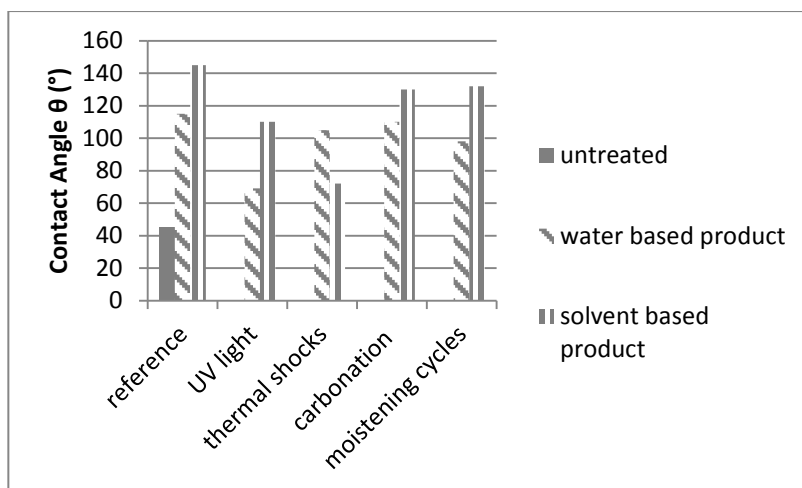


Figure 4. Water contact angles after ageing.

The efficiency of hydrophobic treatment on water absorption reduction is evident (Fig. 5). The value decreases from $0.112 \text{ kg/m}^2 \text{h}^{0.5}$ for untreated samples to $0.0405 \text{ kg/m}^2 \text{h}^{0.5}$ for solvent based product treated sample. The water based product seems to be more effective as the w coefficient has a ten-fold decrease compared to sample treated with solvent based product thus significantly reducing water penetration.

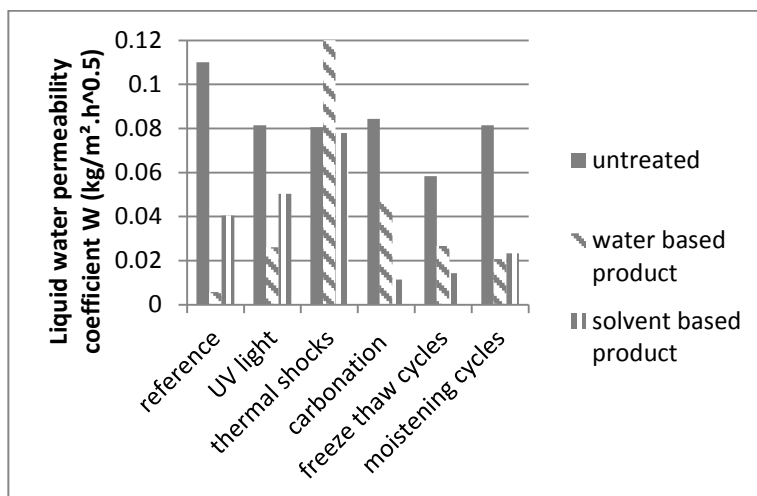


Figure 5. Liquid water permeability coefficient w after ageing

Most ageing processes slightly reduce the effectiveness of water-repellents with regard to capillary liquid water absorption so that the liquid water permeability coefficient increases but without compromising their performance. In fact, for every ageing process except thermal shocks, the sample remains in the low permeability class ($<0.1 \text{ kg/m}^2 \text{h}^{0.5}$). For the water based product, the liquid water capillary absorption coefficient stays at a low value

($0.05 \text{ kg/m}^2\text{h}^{0.5}$) for each ageing process except for thermal shocks. After this ageing, the surface of the water based product treated sample was badly degraded which explains the high coefficient measured after this ageing. On the other hand, the solvent based product treatment offers a good resistance to ageing exposure and stays in the low class permeability. The UV light ageing process is less critical for water absorption performance than for contact angle standard because the Si-O bonds remain intact in the subsurface of the concrete. The carbonation process tends to reduce the concrete porosity while alkalinity negatively impacts the stability of hydrophobic treatments.

The resistance to chloride ion penetration was performed before and after UV light ageing (Fig. 6). Before ageing, both untreated and treated samples present moderate chloride ions permeability (II). The values are between 2900C and 3900C. After UV lights ageing, the chloride penetration resistance is critically diminished by almost twice as much for both water-repellents. For the solvent based product, the corrected charge increases from 2914C to 4910C, and for the water based product from 3446C to 6007C. The treated concretes fall then into another classification group (I) and present a high level of chloride ion penetrability. The solvent based product is more efficient against chlorides penetration than water based product before ageing and after UV treatment. As already mentioned, the UV light partially destroys the Si-O coating/substrate bonds, decreasing the resistance to water-permeability and facilitating the NaOH solution penetration.

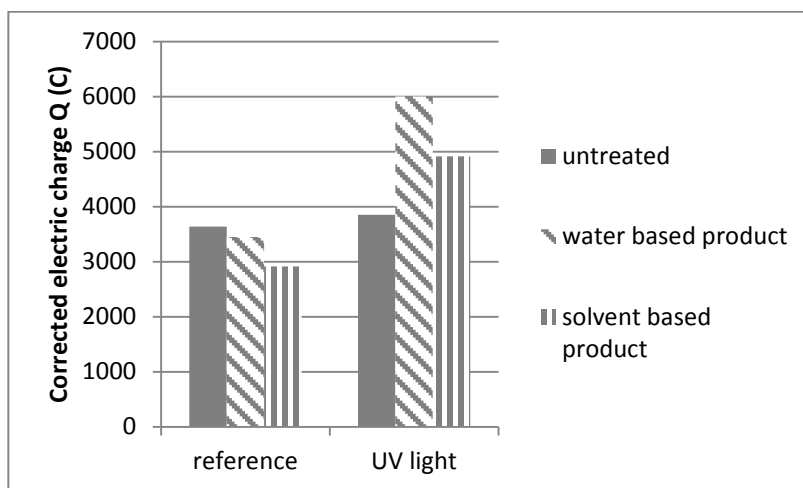


Figure 6. Chloride ion penetration before and after UVA exposure.

In general, the vapour water permeability of concrete is not modified significantly by the application of hydrophobic products as concrete already has an intrinsically low permeability (Fig. 7). Before ageing, the use of the both hydrophobic agents slightly decreases the water-vapour permeability ($S_d = 3 \text{ m}$ for untreated, 3.6 m for water based product and 4.3 m for solvent based product treated, respectively). This may be due to difference of molecular weight between silane and siloxane products, the latter being bigger and thus reducing the superficial porosity of the concrete. After each ageing, the values are close and remain in class III. The differences can be explained by a sampling effect because the intrinsic parameters may have little influence on the results (aggregate placement, variation in porosity, etc.).

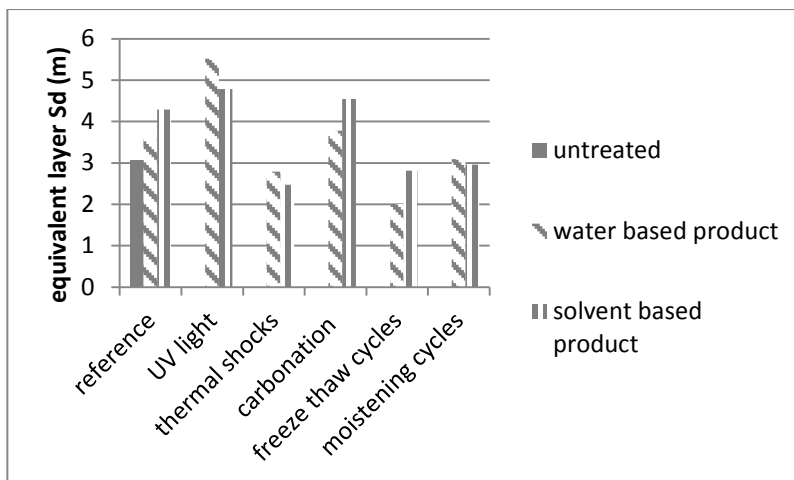


Figure 7. Water vapour permeability after ageing.

CONCLUSIONS

In order to reduce the natural deterioration of concrete used in architectural heritage buildings, the durability of two water-repellent agents was assessed after various artificial ageing exposures. Five ageing processes were applied on concrete samples treated with the water-repellents and the changes of the measured properties assessed.

Thermal shocks and UVA exposure are the most critical ageing process: UV light may break the Si-O-Si bonds of solvent based product molecules at the surface of the concrete; however, molecules that penetrated into it may remain intact. The thermal shocks cause irreversible structural modifications and damage bonds as a result of the differential thermal dilatation coefficients.

The hydrophobic treatments tested showed a very low influence on water-vapour permeability. Such treatments do not prevent the transfer of moisture in and out of the concrete. As expected, the products offer a very good behaviour regarding both liquid water capillary absorption and contact angle improving their classification according to standards. In most cases, they resist very well to ageing processes and without losing effectiveness.

The solvent based product tested is more effective than the water based product. It offers better intrinsic properties and is more durable regarding laboratory ageing. Moreover, only the solvent based product remains stable and neutral by visual color inspection after undergoing different ageing procedures. The nature of the solvent can be an explication. The solvent based product uses an alcohol solvent which is more effective than the aqueous solvent, but is less appropriate for ecological or health reasons.

The application of a solvent based product based hydrophobic treatment has an important influence in reducing concrete deterioration and can be a solution for the preservation of architectural heritage that uses this material. It reduces water penetration into concrete and remains effective even when weathered. However the combination of several ageing factors may affect its durability. This can be remediated by periodical reapplication of these treatments thus avoiding their loss of performance over time.

Acknowledgment

The authors would like to acknowledge the Belgian Science Policy which financially supported the research through BRAIN-be and REDMONEST-BE2 project.

REFERENCES

- [1] COURARD, L., A. Van der Wielen, A. Darimont. 1992. *From defects to causes: pathology of concrete and investigation methods*. In Proc. 17th Slovenski kolokvij o betonih, Ljubljana, (19 May 2009), IRMA, J. Sustercic, Ljubljana, pp.29-48.
- [2] SCHRADER, E.K. 1992. *Mistakes, Misconceptions, and Controversial Issues Concerning Concrete and Concrete Repairs (part I-III)*. Concrete International, 14:9-11.
- [3] CZARNECKI, L., A. M. Vaysburd, N. P. Mailvaganam, P. H. Emmons, J. E. McDonald. 2000. *Repair and rehabilitation of structures – Some random thoughts*. Indian Concrete Journal 74:13-20.
- [4] VAYSBURD, A. M., P. H. Emmons, P.H. - *How to make today's repairs durable for tomorrow – corrosion protection in concrete repair*. Construction and Building Materials, 14 (4) (2000) 189-197.
- [5] GILLARD, A., L. Courard, P. Paquet. 2011. *Churches and concrete in Liège district: history, architecture and pathologies*. Restoration of Buildings and Monuments 17[1]:13–14.
- [6] COURARD, L. 1999. *How to analyse thermodynamic properties of solids and liquids in relation with adhesion?* In Proc. ISAP '99, 2nd International Symposium on Adhesion between Polymers and Concrete, ed. Y. Ohama, M. Puterman, Rilem Publications, Cachan Cedex, pp.9-20.
- [7] COURARD, L., F. Michel, M. Martin. 2011. *The evaluation of the surface free energy of liquids and solids in concrete technology*. Construction Building Materials 25[1]:260-266.
- [8] McGETTIGAN, E. 1993. *Silicon-Based Weatherproofing Materials, Repairing Concrete Bridges*. ACI Seminars, Seminar Background Materials, SCM-27(93), Second Edition, pp. 164-168.
- [9] COURARD, L., A. Darimont, R. Degeimbre, J. Wiertz. 2003. *Effects of environment on Repair Materials: Results of a Five-Year Research Project*. In Proc. Sixth Canmet/ACI International Conference on Durability of Concrete, ed. V. M. Malhotra, American Concrete Institute, SP212-57, pp.921-940.
- [10] De VRIES, J., R. B. Polder, H. Borsje. 1998. *Durability of hydrophobic treatment of concrete*. In Proc. CONSEC '98, 2nd International Conference on Concrete under Severe Conditions, ed. O.E. Gjorv, K. Sakai, N. Banthia, E & FN Spon, London, pp.1341-1350.
- [11] EN ISO 7783-2: 1999. *Paints and varnishes. Coating materials and coating systems for exterior masonry and concrete Determination and classification of water-vapour transmission rate (permeability)*.
- [12] EN 1062-3: 2008. *Paints and varnishes. Coating materials and coating systems for exterior masonry and concrete Determination of liquid water permeability*.
- [13] ASTM C 1202-97. *Standard Test Method for Electrical Indication of Concrete's Ability to Resist Chloride Ion Penetration*.